



Trusted Choice

TECSONIC

OPERATING INSTRUCTIONS HAND BLENDER

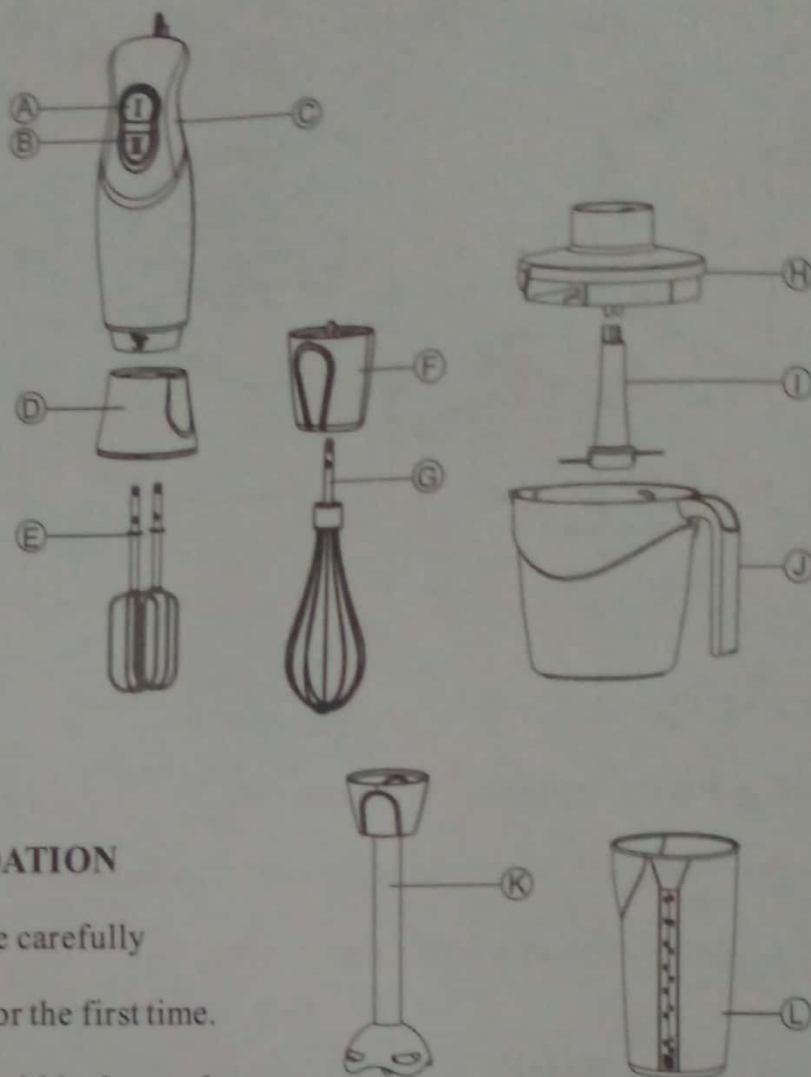
MODEL NO.: TSBL-HB300



220V-240V 50/60Hz 350W

● FEATURES

- A. High speed
- B. Low speed
- C. Motor housing
- D. Flour mixing connector
- E. Flour beaters
- F. Whisk connector
- G. Egg Stir
- H. Bowl cover
- I. Chopper blade
- J. Chopper bowl
- K. Metal shaft
- L. Cup



● SAFTY RECOMMENDATION

Pls read the instruction for use carefully
before using your appliance for the first time.

- Never leave the appliance within the reach of children without supervision. Young Children or disabled persons using this appliance must be supervised at all time
- Check that the voltage rating of your appliance corresponds to that of your electrical system.
- If the plug or power cables are damaged, do not use the appliance. To prevent any risk, these must be replaced by an approved service center.
- Never place the appliance, the power cable or the plug in water or any other liquid.
- Unplug your appliances as soon as you have finished using it and when you are cleaning it.
- The appliance is for household use only

- Do not use the appliance working for 3 minutes continuously. You should be wait until the appliance cool down to room temperature and then reuse it.

● USE INSTRUCTION

Ingredients and mixing time:

Flour Mixing

ingredients	weight	time
water	150ml	90-120 seconds
flour	200g	

- 1、 Connect the flour beaters to the connector (PICTURE 1)
- 2、 Circumgyrate the connector to motor housing (PICTURE 2)
- 3、 Put the mixing ingredients into the bowl

Special hint: Do not use to blender with hard ingredients and ropy ingredients.

- 4、 Immerge the beaters into the ingredients and start with the low speeds to avoid spillage.
(PICTURE 3)
- 5、 After about 30 seconds working, press the high speed

● BLENDING

1. Circumgyrate the connector to the motor unit
2. Put the ingredients into the cup
3. Immerge the metal stick into the ingredients and start with high speed for better result.

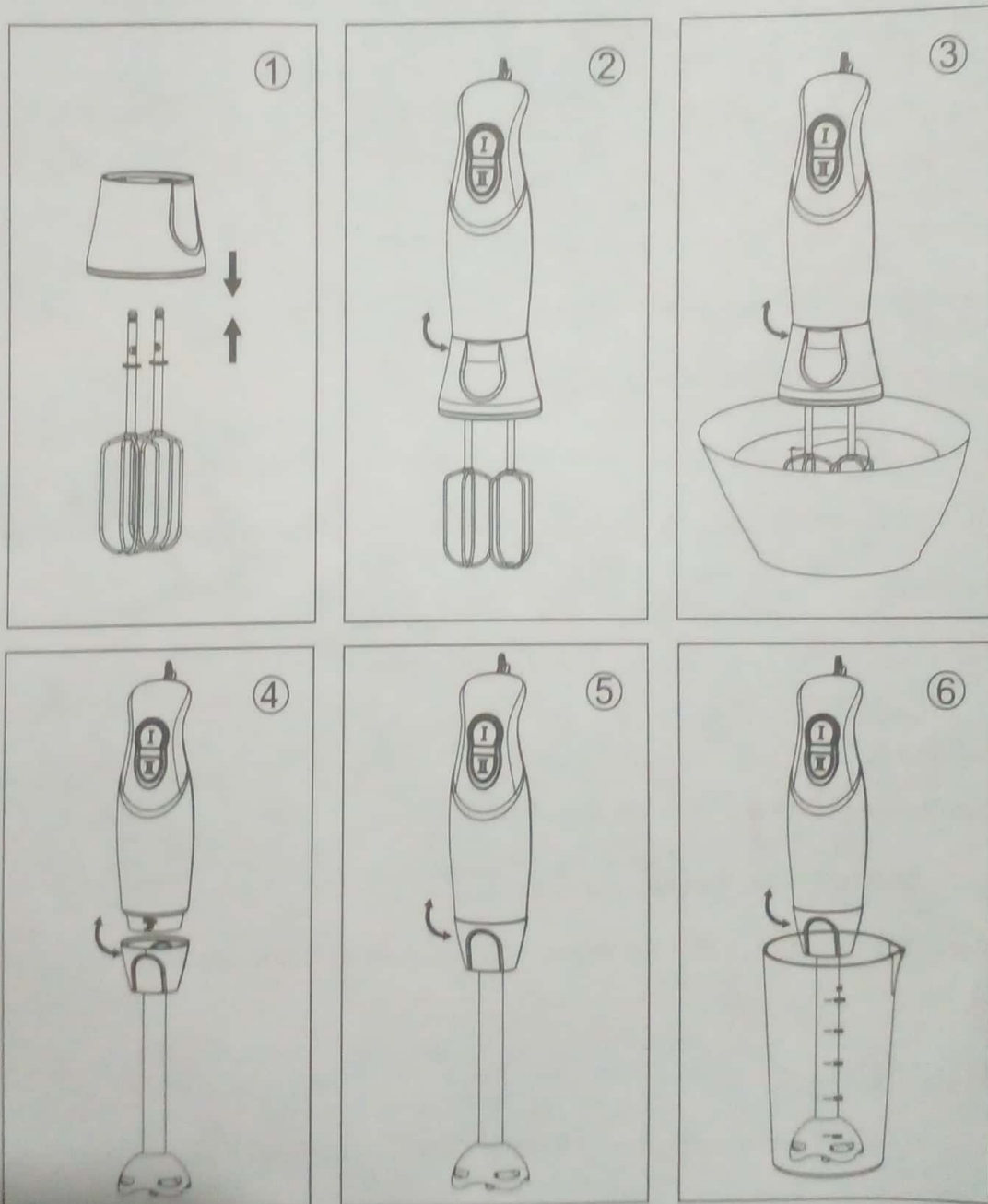
● CHOPPING

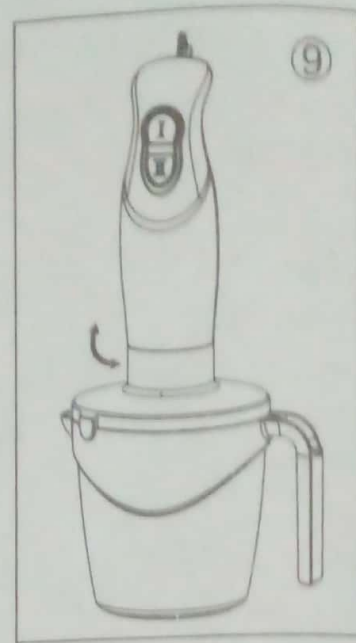
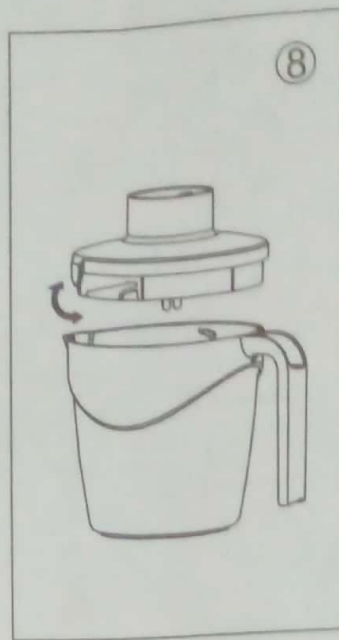
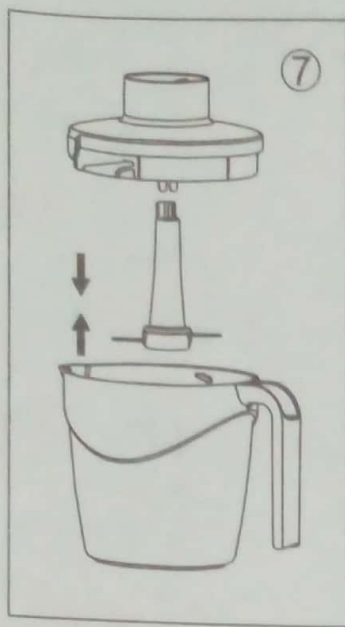
1. Put the ingredients into the chopping bowl , then lock the bowl tight
2. Circumgyrate the motor unit to the bowl cover
3. Start with high speed for better result

Maximum working quantities and times

- Meat : Max. 300 g

When prepare the foods such as Pork, meat, steak etc. the max. quantity of the mixture is 300g.. The operation time is max. 30s and the rest periods is 3min of each use. Then let the appliance cool down to the room temperature.





● CLEANING

- 1、 Unplug the appliance before cleaning
- 2、 Never wash the flour connecter and motor housing by dishwasher.
- 3、 Clean the appliance with a damp sponge.

● SPECIFICATION

TSBL-HB300 : 220-240V 50/60Hz 350W

● CAUTION

This appliance is not intended for use by persons (including children) with reduced physical, sensory or mental capabilities, or lack of experience and knowledge, unless they have been given supervision or instruction concerning use of the appliance by a person responsible for their safety.

- Children should be supervised to ensure that they do not play with the appliance.
- If the supply cord is damaged, it must be replaced by the manufacturer, its service agent or similarly qualified persons in order to avoid a hazard.
- Stop three minute after using for three minutes.